

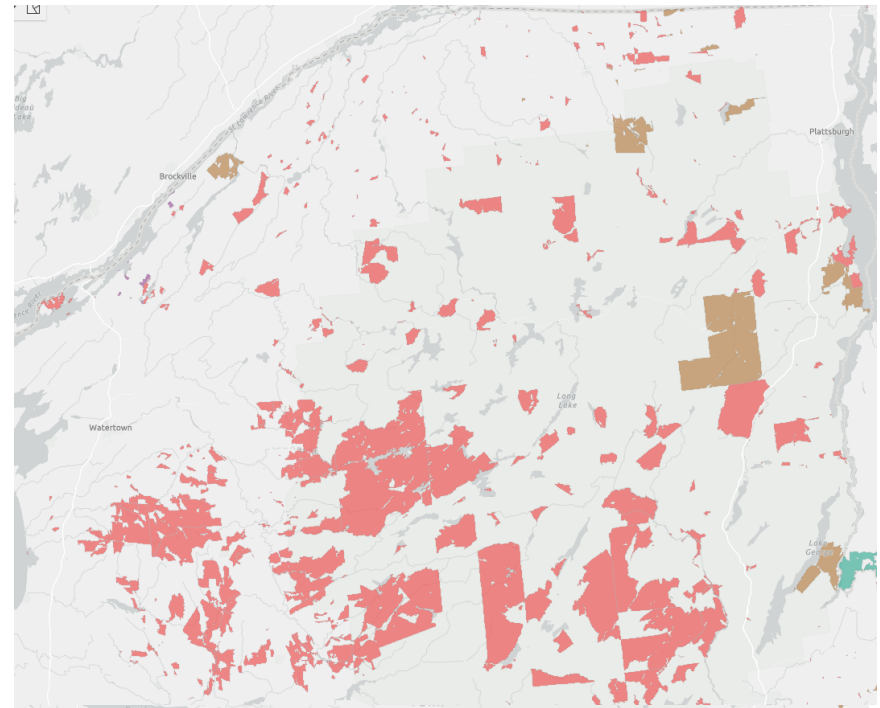
## **RDOF Round 1 Census Blocks Awarded to all Providers in NY**

---

<b>RDOF Round 1 Awards in NY Summarized by Bidder</b>				
<b>Bidder</b>	<b>Locations</b>		<b>Award</b>	
	#	%	\$	%
<b>SpaceX Subtotals =</b>	<b>13,729</b>	<b>29.4%</b>	<b>\$20,909,624</b>	<b>20.9%</b>
<b>Frontier Subtotals =</b>	<b>12,226</b>	<b>26.2%</b>	<b>\$37,291,315</b>	<b>37.3%</b>
Armstong Subtotals =	9,719	20.8%	\$21,570,557	21.6%
<b>Slic Subtotals =</b>	<b>3,660</b>	<b>7.8%</b>	<b>\$978,722</b>	<b>1.0%</b>
Rural Electric Subtotals =	3,012	6.5%	\$8,672,226	8.7%
Point Broadband Subtotals =	2,568	5.5%	\$6,559,460	6.6%
Windstream Subtotals =	748	1.6%	\$2,302,961	2.3%
DTC Cable Subtotals =	481	1.0%	\$834,597	0.8%
Citizens Vermont Subtotals =	316	0.7%	\$373,680	0.4%
Heart of Catskills Subtotals =	188	0.4%	\$398,574	0.4%
Totals =	46,647	100.0%	\$99,891,716	100.0%

# RDOF Round 1 North Country Census Blocks Awarded to all Providers

RDOF Round 1 Awards in the North Country by Bidder				
Bidder	Locations		Money	
	#	%	\$	%
Citizens Vermont Acquisition Corporation Subtotal	83	0.5%	\$145,038	0.5%
Frontier Communications Corporation, DIP Subtotal	8,253	52.0%	\$23,800,170	74.6%
Rural Electric Cooperative Consortium Subtotal	39	0.2%	\$158,502	0.5%
SLIC Network Solutions, Inc. Subtotal	3,660	23.1%	\$978,722	3.1%
Space Exploration Technologies Corp. Subtotal	3,823	24.1%	\$6,774,499	21.2%
Windstream Services LLC, Debtor-In-Possession Subtotal	13	0.1%	\$34,506	0.1%
<b>RDOF Totals for the North Country</b>	<b>15,871</b>	<b>100.0%</b>	<b>\$31,891,437</b>	<b>100.0%</b>
<b>RDOF Totals for NY</b>	<b>46,647</b>		<b>\$99,891,716</b>	
<b>North Country RDOF Totals as a % of the State</b>		<b>34.0%</b>		<b>31.9%</b>

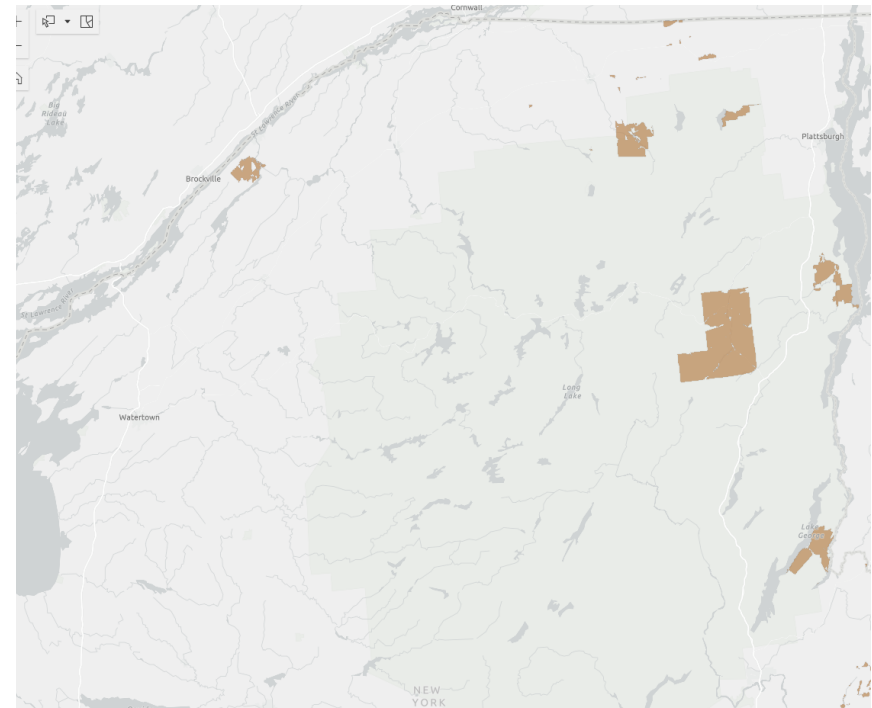


# RDOF Round 1 North Country Census Blocks Awarded to Slic

(highlighted in brown)

Slic to provide fiber-to-the-home to 3,660 locations in the North Country.

RDOF Round 1 Awards in the North Country by Bidder					
County	Bidder	Locations		Money	
		#	% of Total	\$	% of Total
Clinton	SLIC Network Solutions, Inc.	273		\$51,754	
Essex	SLIC Network Solutions, Inc.	2,114		\$561,137	
Franklin	SLIC Network Solutions, Inc.	508		\$152,369	
St. Lawrence	SLIC Network Solutions, Inc.	333		\$99,716	
Washington	SLIC Network Solutions, Inc.	432		\$113,745	
	<b>SLIC Subtotal</b>	<b>3,660</b>	<b>23.1%</b>	<b>\$978,722</b>	<b>3.1%</b>
	<b>RDOF Totals for the North Country</b>	<b>15,871</b>	<b>100.0%</b>	<b>\$31,891,437</b>	<b>100.0%</b>

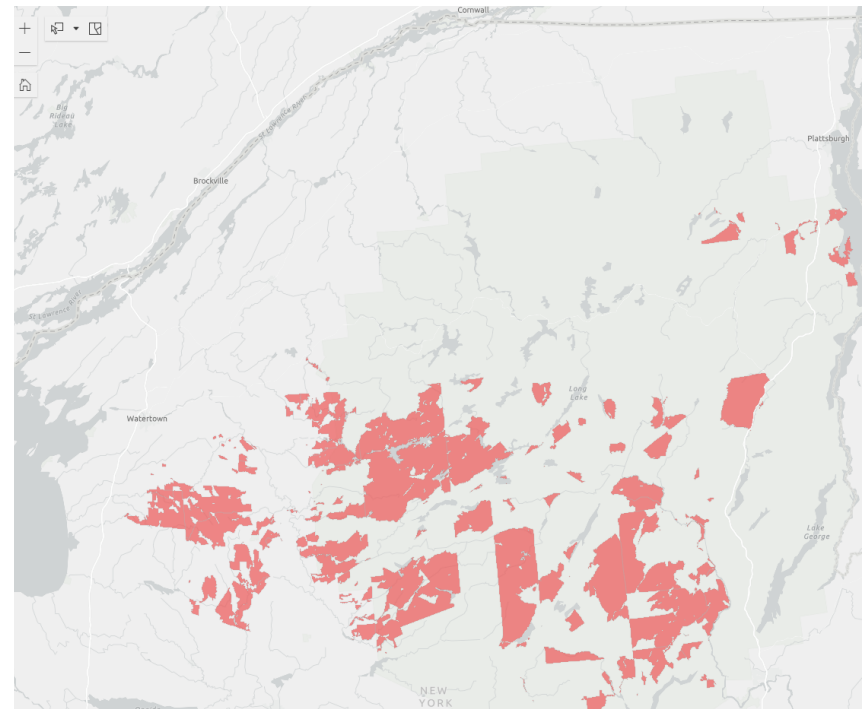


# RDOF Round 1 North Country Census Blocks Awarded to Frontier

(highlighted in pink)

Frontier to provide fiber-to-the-home to 8,253 locations in the North Country.

RDOF Round 1 Awards in the North Country by Bidder					
County	Bidder	Locations		Money	
		#	% of Total	\$	% of Total
Clinton	Frontier Communications	73		\$249,660	
Essex	Frontier Communications	1,380		\$2,639,508	
Fulton	Frontier Communications	369		\$762,258	
Hamilton	Frontier Communications	1,112		\$4,188,182	
Herkimer	Frontier Communications	1,065		\$2,982,815	
Lewis	Frontier Communications	2,453		\$9,581,873	
Oneida	Frontier Communications	376		\$838,010	
Saratoga	Frontier Communications	136		\$298,076	
Warren	Frontier Communications	1,289		\$2,259,788	
	<b>Frontier Subtotals</b>	<b>8,253</b>	<b>52.0%</b>	<b>\$23,800,170</b>	<b>74.6%</b>
	<b>RDOF Totals for the North Country</b>	<b>15,871</b>	<b>100.0%</b>	<b>\$31,891,437</b>	<b>100.0%</b>



# RDOF Round 1 North Country Census Blocks Awarded to SpaceX

(highlighted in pink)

SpaceX to deliver 100 Mbps downstream and 20 Mbps upstream broadband service using non-geostationary satellites in low Earth orbit to 3,823 locations in the North Country.

RDOF Round 1 Awards in the North Country by Bidder					
County	Bidder	Locations		Money	
		#	% of Total	\$	% of Total
Clinton	Space Exploration Technologies Corp.	249		\$365,076	
Essex	Space Exploration Technologies Corp.	237		\$454,079	
Franklin	Space Exploration Technologies Corp.	759		\$1,629,243	
Fulton	Space Exploration Technologies Corp.	320		\$224,854	
Herkimer	Space Exploration Technologies Corp.	224		\$268,804	
Lewis	Space Exploration Technologies Corp.	145		\$254,877	
Oneida	Space Exploration Technologies Corp.	1,078		\$1,731,361	
Saratoga	Space Exploration Technologies Corp.	51		\$85,271	
St. Lawrence	Space Exploration Technologies Corp.	517		\$1,547,789	
Warren	Space Exploration Technologies Corp.	108		\$53,944	
Washington	Space Exploration Technologies Corp.	135		\$159,202	
	<b>SpaceX Totals</b>	<b>3,823</b>	<b>24.1%</b>	<b>\$6,774,499</b>	<b>21.2%</b>
	<b>RDOF Totals for the North Country</b>	<b>15,871</b>	<b>100.0%</b>	<b>\$31,891,437</b>	<b>100.0%</b>

